

MENU





Information and Settings

Neps 1000[®] Advantage

MEDIUM RISE  PSI
+02.25
RUN

Menu 12 / Dec / 2006
DP Sen 11 Mnths
1 Dewp. Control
Off

LOW PRESSURE MEDIUM PRESSURE HIGH PRESSURE
LEAK TEST GAS TEST RESUME

MENU  
ALARM  

 **BROWNELL LIMITED**

POWER ON STANDBY

The internal Dewpoint Sensor has a recommended operational life after which it should be re-calibrated or replaced with an exchange unit.

The date which appears, in the RH Display, when the `MENU` button is pressed is the start date of the Sensor's recommended operational span.

The number of months, shown on the second line of the display, shows the number of months left before re-calibration is recommended.

When the operational lifespan has expired the text changes to `DP Sen Old`

These dates are factory set and require entry of a PIN No. to revise them (see last `MENU` position)

**Menu 12 / Dec / 2006
DP Sen 11 Mnths
1 Dewp. Control
Off**

MENU

Information and Settings

Right Hand Display

Alternative Right Hand Display

Menu 12 / Dec / 2006
DP Sen 11 Mnths
1 Dewp. Control
Off



Menu 12 / Dec / 2006
DP Sen 11 Mnths
1 Dewp. Control
Once



Menu 12 / Dec / 2006
DP Sen 11 Mnths
1 Dewp. Control
Stat.

See next page for details



Menu 12 / Dec / 2006
DP Sen 11 Mnths
2 Dewpoint Level
-35.0 C



Menu 12 / Dec / 2006
DP Sen 11 Mnths
2 Dewpoint Level
-38.0 C

Set appropriate Dewpoint level
one press per degree rise or fall



Menu 12 / Dec / 2006
DP Sen 11 Mnths
3 Stat Range
12 Degrees



Menu 12 / Dec / 2006
DP Sen 11 Mnths
3 Stat Range
14 Degrees

Applicable only with Dewpoint Control set to 'Stat'
(see following description 'Dewpoint Control-Stat')
Adjusts the 'Cycle Suspended' period after the
Dewpoint Sensor has switched from 'Gas In' to
'Exhaust' Set the number of DP°C above the
'Dewpoint Level" setting, (see menu 2)
One press per degree, rise or fall.



Menu 12 / Dec / 2006
DP Sen 11 Mnths
4 Dwell In Secs
045 Seconds



Menu 12 / Dec / 2006
DP Sen 11 Mnths
4 Dwell In Seconds
055 Seconds

Applicable during 'Leak Test' Sets a Dwell
period, after the gas pressure has reached pre-set
value, to provide time for the pressure in the system
to settle.
This avoids any false results that may be caused by
the movement of gas within the sealed system.
One press per second, rise or fall.



Menu 12 / Dec / 2006
DP Sen 11 Mnths
5 Alarm Set
-16.0 C



Menu 12 / Dec / 2006
DP Sen 11 Mnths
5 Alarm Set
-13.0 C

Feature for future development



Menu 12 / Dec / 2006
DP Sen 11 Mnths
6 Alarm Polarity
Low



Menu 12 / Dec / 2006
DP Sen 11 Mnths
6 Alarm Polarity
High

Feature for future development



Menu 12 / Dec / 2006
DP Sen 11 Mnths
7 Pressure Scale
PSI



Menu 12 / Dec / 2006
DP Sen 11 Mnths
7 Pressure Scale
KPA

Select Pressure units for display



Menu 12 / Dec / 2006
DP Sen 11 Mnths
8 Dewpoint Scale
Deg C



Menu 12 / Dec / 2006
DP Sen 11 Mnths
8 Dewpoint Scale
Deg F

Select Dewpoint units for display

MENU

Information and Settings

Right Hand Display

Alternative Right Hand Display

Menu 12 / Dec / 2006
DP Sen 11 Mnths
9 Audio Set
On



Menu 12 / Dec / 2006
DP Sen 11 Mnths
9 Audio Set
Off



Menu 12 / Dec / 2006
DP Sen 11 Mnths
10 LCD Contrast
█



Menu 12 / Dec / 2006
DP Sen 11 Mnths
10 LCD Contrast
██

Adjust contrast of LH display



Menu 12 / Dec / 2006
DP Sen 11 Mnths
11 Beep in mS
020 mS



Menu 12 / Dec / 2006
DP Sen 11 Mnths
11 Beep in mS
030 mS

Adjust duration of Beep



Menu 12 / Dec / 2006
DP Sen 11 Mnths
Enter PIN
0 0 0 0



Menu 12 / Dec / 2006
DP Sen 11 Mnths
Enter PIN
1 2 3 4



Press to enter digit 0-9



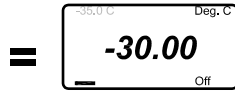
Press to move to adjacent position

Note :-

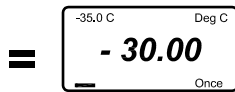
The PIN is only required to revise the Dewpoint Sensor details i.e

1. The start date of the sensor's recommended operational span, and
2. The number of months left before re-calibration is recommended.

Menu 12 / Dec / 2006
 DP Sen 11 mnths
 1 Dewp. Control
 Off



Menu 12 / Dec / 2006
 DP Sen 11 mnths
 1 Dewp. Control
 Once



Automatically stop and the NEPS will be set in "standby" mode. Whilst this cycle will not have completely purged the equipment of moisture, it does require a positive action by the operator to continue, thus providing a measure of conservation of the supply gas.

